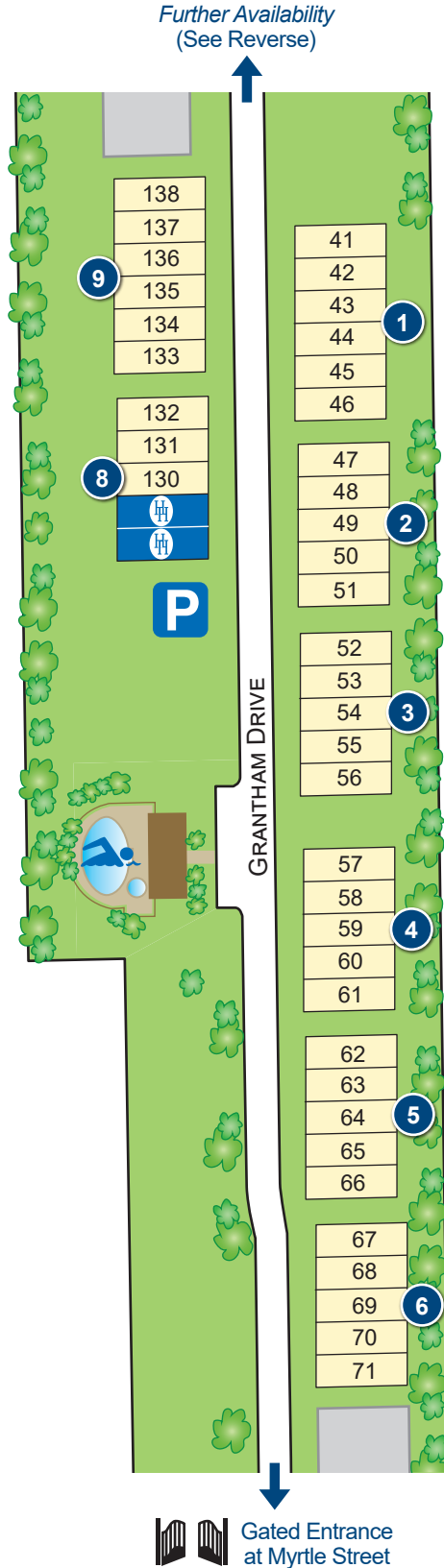


Bradford Manor

Neighborhood Layout

05/23/19



- Building #
- Model Center
- Model Parking
- New Townhomes
- Unavailable/Existing Homes
- Gated Entry
- Amenity Center



Bradford Manor • 1233 Grantham Drive • Sarasota, FL 34234 • (941) 444-6520

www.HighlandHomes.ORG

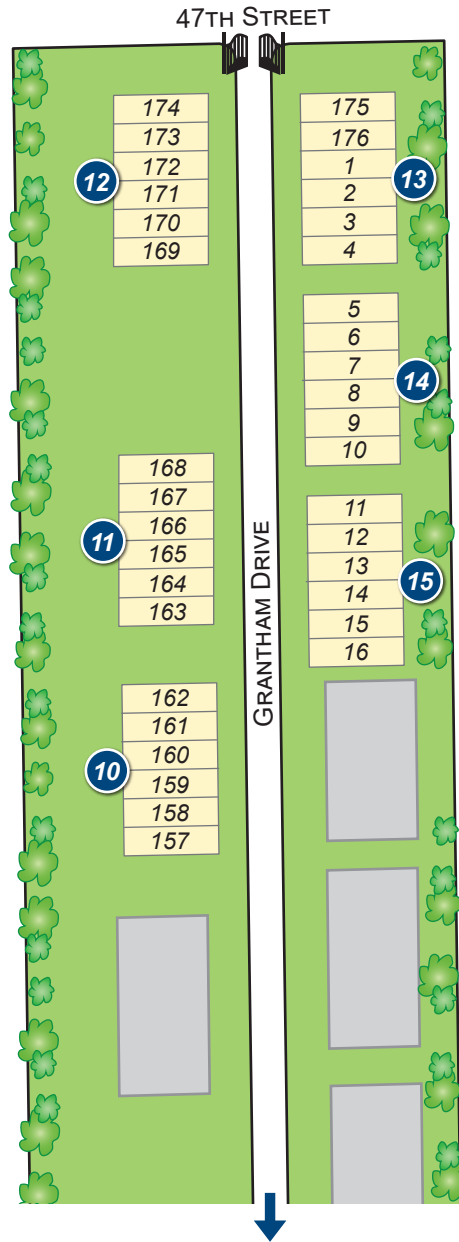



Artist's conceptual drawing; should not be solely relied upon for accurate depiction. Availability, terms, drawings, dimensions, features and specifications subject to change without notice. See your Community Sales Manager for details. © Copyright 2018 Highland Homes. All rights reserved. #CBC060256








Bradford Manor

Neighborhood Layout

05/23/19



-  Model Center
-  Amenity Center
-  Gated Entrance at Myrtle Street

-  Building #
-  Model Center
-  Model Parking
-  New Townhomes
-  Unavailable/Existing Homes
-  Gated Entry
-  Amenity Center



Bradford Manor • 1233 Grantham Drive • Sarasota, FL 34234 • (941) 444-6520

www.HighlandHomes.ORG



Artist's conceptual drawing; should not be solely relied upon for accurate depiction. Availability, terms, drawings, dimensions, features and specifications subject to change without notice. See your Community Sales Manager for details. © Copyright 2018 Highland Homes. All rights reserved. #CBC060256